



## SEQUENCE OF STEPS: USING POPPLET

**STEP 1**  
Tap on the app  
to open Popplet.



**STEP 2**  
Tap on the + to  
create a mind  
map.




**STEP 3**  
Press the image  
to add a picture.



**STEP 5**  
Press the home  
button to exit the  
app.



**STEP 4**  
Press the T  
to add text.



## SEQUENCE OF STEPS: USING POPPLET

### STEP 5

Press the home button to exit the app.



### STEP 1

Tap on the app to open Popplet.



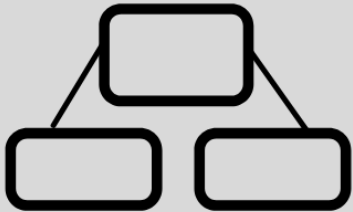
### STEP 3

Press the image to add a picture.



### STEP 2

Tap on the + to create a mind map.



### STEP 4

Press the T to add text.



## SEQUENCE OF STEPS: USING POPPLET

